

ASSEMBLY INSTRUCTION

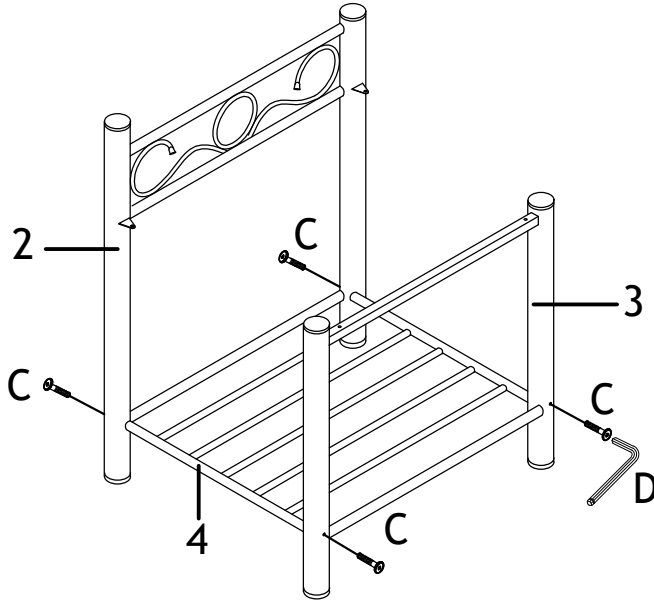
330-000015

Before you begin, please follow Assembly Instruction carefully. Follow them step by step.

STEP 1

(C) M6 X 40MM JCBC SCREW - 4 PCS

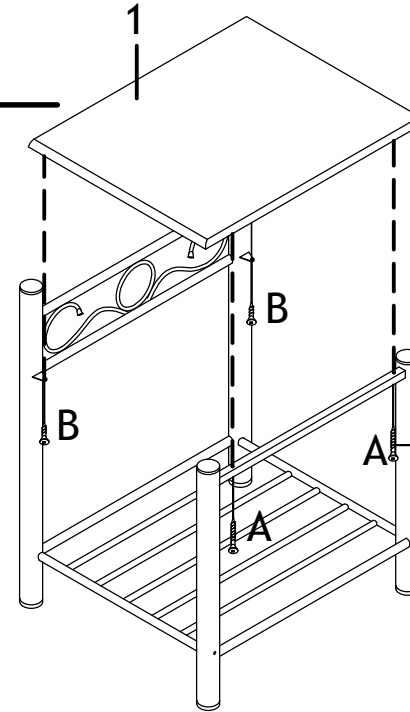
(D) M4 ALLEN KEY (BALL TYPE) - 1 PC



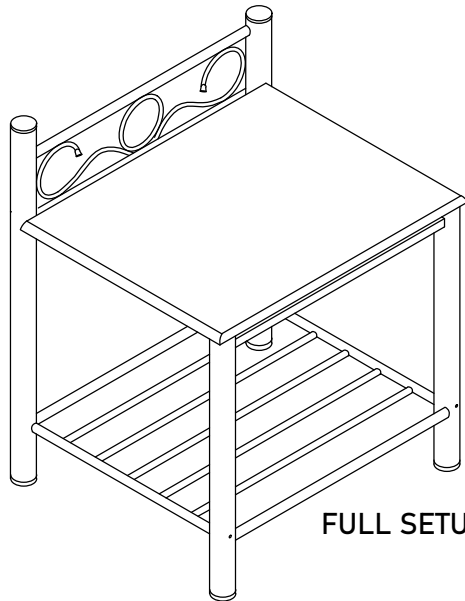
REQUIRED ASSEMBLY TOOLS :
POZI SCREWDRIVER - 1PC

(A) M4 X 32MM CSK SCREW - 2 PCS

(B) M4 X 16MM CSK SCREW - 2 PCS



STEP 2



FULL SETUP

HARDWARE LIST

(A) M4 X 32MM CSK SCREW - 2 PCS

(B) M4 X 16MM CSK SCREW - 2 PCS

(C) M6 X 40MM JCBC SCREW - 4 PCS

(D) M4 ALLEN KEY (BALL TYPE) X 1 PC

PART LIST

(1) TABLE TOP X 1 PC

(2) SIDE TABLE A X 1 PC

(3) SIDE TABLE B X 1 PC

(4) PART 1 X 1 PC