

# ASSEMBLY INSTRUCTION

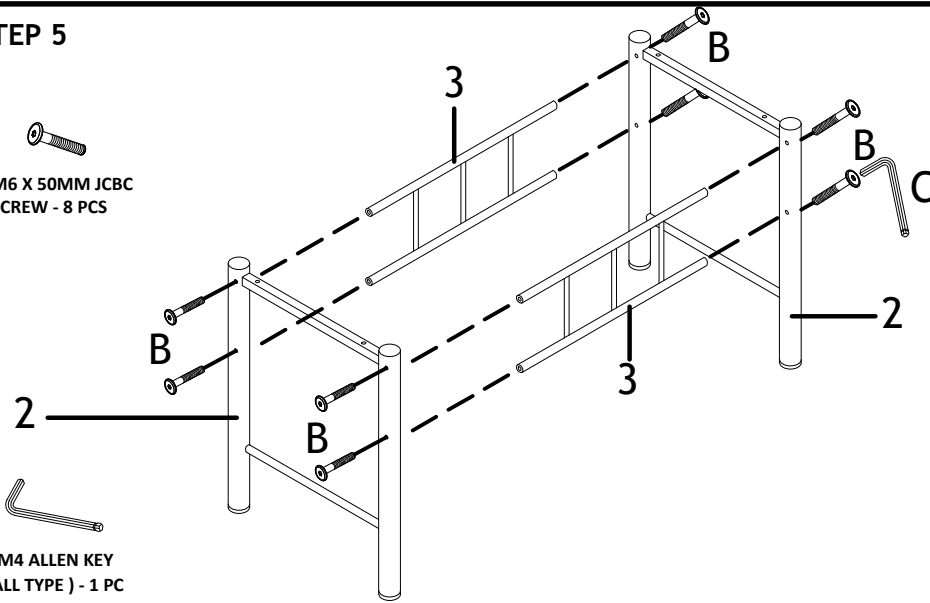
330-000016

Before you begin, please follow Assembly Instruction carefully.  
Follow them step by step.

## STEP 5

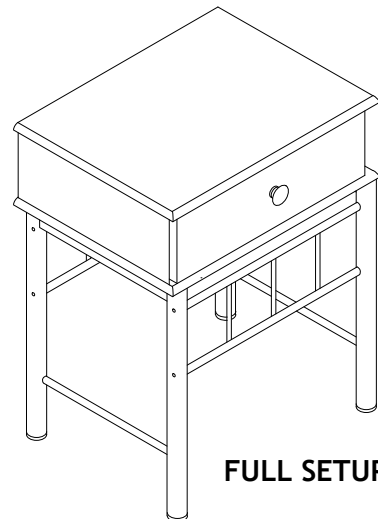
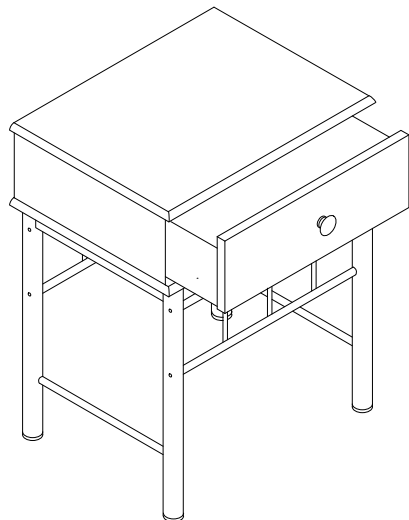
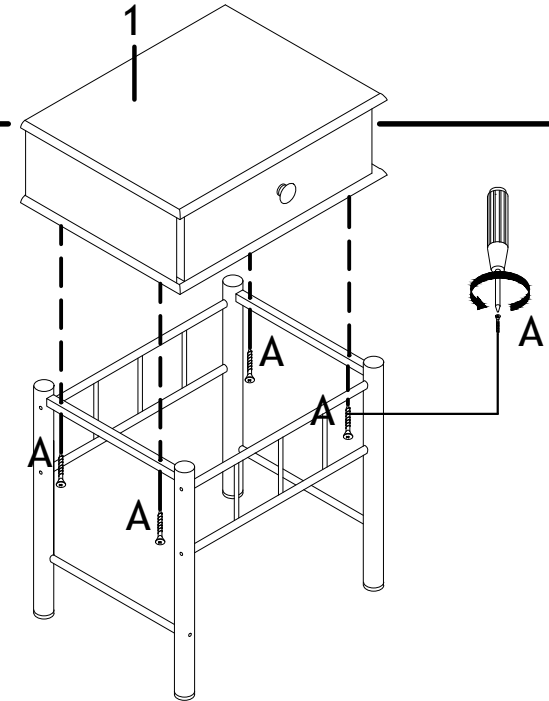
(B) M6 X 50MM JCBC  
SCREW - 8 PCS

(C) M4 ALLEN KEY  
( BALL TYPE ) - 1 PC



REQUIRED ASSEMBLY TOOLS :  
POZI SCREWDRIVER - 1PC

(A) M4 X 32MM CSK  
SCREW - 4 PCS



FULL SETUP

## HARDWARE LIST

(A) M4 X 32MM CSK SCREW - 4 PCS

(B) M6 X 50MM JCBC SCREW - 8 PCS

(C) M4 ALLEN KEY ( BALL TYPE ) X 1 PC

## PART LIST

1) TABLE WITH DRAWER X 1 PC

2) TABLE LEGS LEFT & RIGHT X 2 PCS

3) PART A X 2 PCS