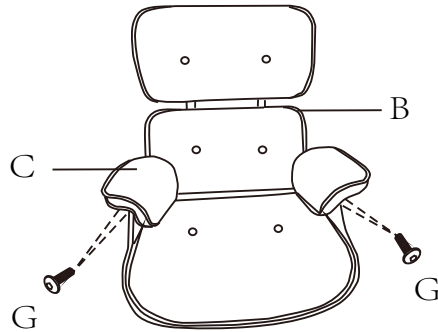


# ASSEMBLY

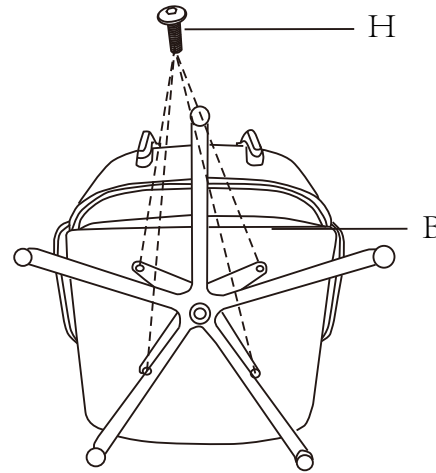
# INSTRUCTIONS

332-000006

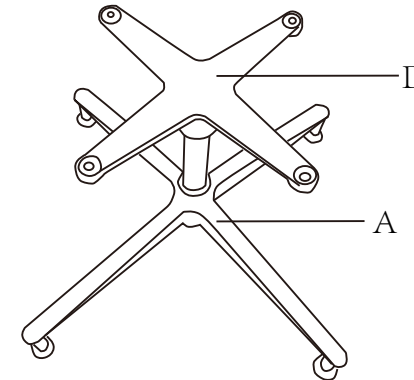
Step 1: Attach armrest (part C) and tighten up all the bolts.



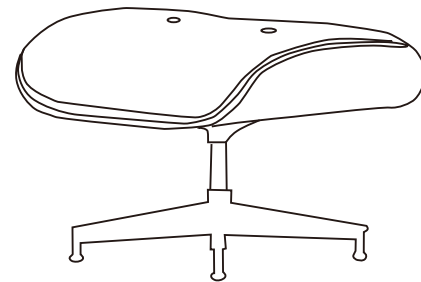
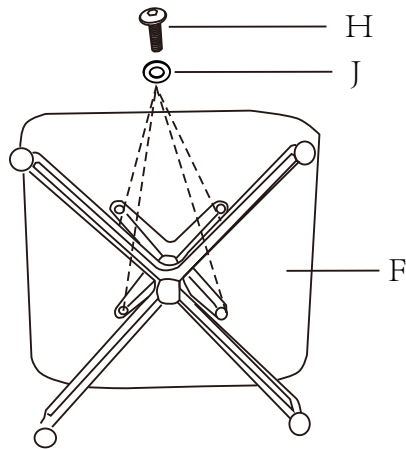
Step 2: Attach the base part A to the seat of the chair (part B). Tighten up all the bolts.




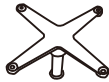
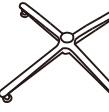







Step 3: Attach part D to part E completely.



Step 4: Attach the base (part D & part E) to the seat of the Ottoman (part F). Tighten up all the bolts.



A		1PC
B		1PC
C		1PAIR
D		1PC
E		1PC
F		1PC
G		4PCS
H		8PCS
I		1PC
J		4PC